



Investment Descriptions and Performance

Actively Managed Portfolios

Conservative Portfolio

WEIGHTED AVERAGE MANAGEMENT FEE*

0.52% (52 basis points)

OBJECTIVES

Risk Profile: Conservative/lower risk

Strategy: Seeks to safeguard principal, provide liquidity and generate total return with conservative exposure to market volatility

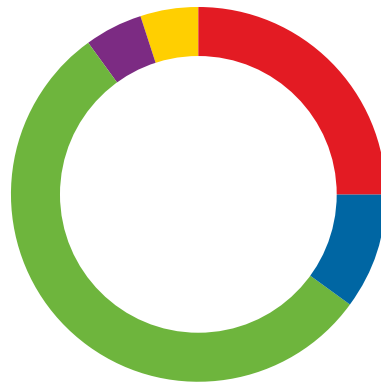
Grantmaking: For donors who plan to recommend granting the balance of the account within 5 years

INVESTMENTS

- iShares Russell 1000 ETF
- JP Morgan Mid Cap Value Fund
- Janus Henderson Enterprise Fund
- Fidelity Advisors Small Cap Value Fund
- T. Rowe Price QM U.S. Small-Cap Growth Equity Fund
- American Century International Core Equity Fund
- WCM Focused International Growth Fund
- Calvert Ultra-Short Duration Income Fund
- Loomis Sayles Core Plus Bond Fund
- Western Asset Core Plus Bond Fund
- Principal Diversified Real Asset Fund
- UBS Select Government Institutional Fund

TARGET ALLOCATION**

- 25% – US Equities
- 10% – International Equities
- 55% – Fixed Income
- 5% – Real Asset
- 5% – Money Market/Cash



* The Weighted Average Management Fee is the overall portfolio cost based on underlying expense ratios and their weighted allocations. NPT recalculates this fee periodically throughout the year. In addition to the portfolio costs, there is a 0.20% investment advisory fee for all mutual funds and a 5 cents per share cost per trade on all ETFs.

** Investment allocation tactical flexibility of +/- 10%

National Philanthropic Trust (NPT) provides several investment opportunities to diversify and grow your charitable contributions. To ensure that your contribution to NPT is professionally managed, investment funds have been carefully selected for their history of superior performance and their high-quality portfolio managers. Several investment strategies are available, each with different objectives and risk/reward profiles to meet your investment goals. If you need assistance, call (888) 878-7900 or send an email to npt@nptrust.org.



Investment Descriptions and Performance

Actively Managed Portfolios

Moderate Portfolio

WEIGHTED AVERAGE MANAGEMENT FEE*

0.54% (54 basis points)

OBJECTIVES

Risk Profile: Moderate/modest risk

Strategy: Provide long-term capital growth and reasonable capital preservation through an asset allocation of equities, bonds and/or international investments

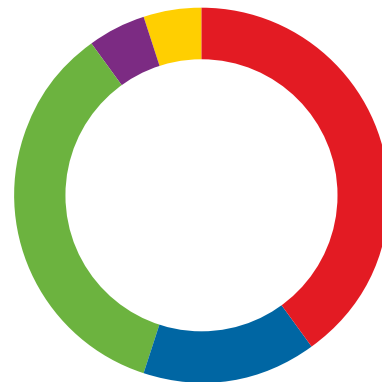
Grantmaking: For donors who plan to recommend granting the balance of the account within 10 years

INVESTMENTS

- iShares Russell 1000 ETF
- JP Morgan Mid Cap Value Fund
- Janus Henderson Enterprise Fund
- Fidelity Advisors Small Cap Value Fund
- T. Rowe Price QM U.S. Small-Cap Growth Equity Fund
- American Century International Core Equity Fund
- WCM Focused International Growth Fund
- Aberdeen Emerging Markets Fund
- Baron Emerging Markets Fund
- Calvert Ultra-Short Duration Income Fund
- Loomis Sayles Core Plus Bond Fund
- Western Asset Core Plus Bond Fund
- Principal Diversified Real Asset Fund
- UBS Select Government Institutional Fund

TARGET ALLOCATION**

- 40% – US Equities
- 15% – International Equities
- 35% – Fixed Income
- 5% – Real Asset
- 5% – Money Market/Cash



* The Weighted Average Management Fee is the overall portfolio cost based on underlying expense ratios and their weighted allocations. NPT recalculates this fee periodically throughout the year. In addition to the portfolio costs, there is a 0.20% investment advisory fee for all mutual funds and a 5 cents per share cost per trade on all ETFs.

** Investment allocation tactical flexibility of +/- 10%

National Philanthropic Trust (NPT) provides several investment opportunities to diversify and grow your charitable contributions. To ensure that your contribution to NPT is professionally managed, investment funds have been carefully selected for their history of superior performance and their high-quality portfolio managers. Several investment strategies are available, each with different objectives and risk/reward profiles to meet your investment goals. If you need assistance, call (888) 878-7900 or send an email to npt@nptrust.org.



Investment Descriptions and Performance

Actively Managed Portfolios

Growth Portfolio

WEIGHTED AVERAGE MANAGEMENT FEE*

0.60% (60 basis points)

OBJECTIVES

Risk Profile: Growth/higher risk and potential for highest return

Strategy: Focuses on domestic stock funds, but also includes exposure to international stock funds for diversification and performance potential, carrying the highest risk of our model portfolios

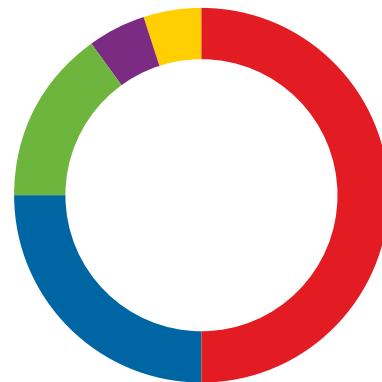
Grantmaking: For donors who plan to use their account for a period greater than 10 years and/or intend to name charitable beneficiaries

INVESTMENTS

- iShares Russell 1000 ETF
- JP Morgan Mid Cap Value Fund
- Janus Henderson Enterprise Fund
- Fidelity Advisors Small Cap Value Fund
- T. Rowe Price QM U.S. Small-Cap Growth Equity Fund
- American Century International Core Equity Fund
- WCM Focused International Growth Fund
- Aberdeen Emerging Markets Fund
- Baron Emerging Markets Fund
- Calvert Ultra-Short Duration Income Fund
- Loomis Sayles Core Plus Bond Fund
- Western Asset Core Plus Bond Fund
- Principal Diversified Real Asset Fund
- UBS Select Government Institutional Fund

TARGET ALLOCATION**

- 50% – US Equities
- 25% – International Equities
- 15% – Fixed Income
- 5% – Real Asset
- 5% – Money Market/Cash



* The Weighted Average Management Fee is the overall portfolio cost based on underlying expense ratios and their weighted allocations. NPT recalculates this fee periodically throughout the year. In addition to the portfolio costs, there is a 0.20% investment advisory fee for all mutual funds and a 5 cents per share cost per trade on all ETFs.

** Investment allocation tactical flexibility of +/- 10%

National Philanthropic Trust (NPT) provides several investment opportunities to diversify and grow your charitable contributions. To ensure that your contribution to NPT is professionally managed, investment funds have been carefully selected for their history of superior performance and their high-quality portfolio managers. Several investment strategies are available, each with different objectives and risk/reward profiles to meet your investment goals. If you need assistance, call (888) 878-7900 or send an email to npt@nptrust.org.



Conservative Portfolio

WEIGHTED AVERAGE MANAGEMENT FEE*

0.12% (12 basis points)

OBJECTIVES

Risk Profile: Conservative/lower risk

Strategy: Seeks to safeguard principal, provide liquidity and generate total return with conservative exposure to market volatility

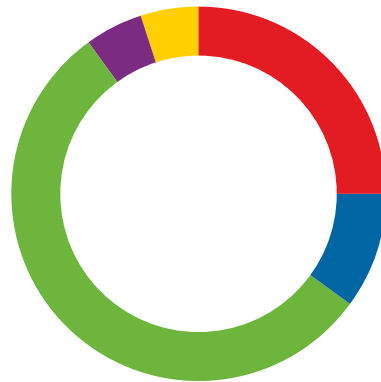
Grantmaking: For donors who plan to recommend granting the balance of the account within 5 years

INVESTMENTS

- iShares Russell 1000 ETF
- iShares Russell Mid-Cap ETF
- iShares Russell 2000 ETF
- iShares MSCI EAFE ETF
- iShares TIPS Bond ETF
- iShares Core U.S. Aggregate Bond ETF
- iShares Short-Term Corporate Bond ETF
- UBS Select Government Institutional Fund

TARGET ALLOCATION**

- 25% – US Equities
- 10% – International Equities
- 55% – Fixed Income
- 5% – Real Asset
- 5% – Money Market/Cash



* The Weighted Average Management Fee is the overall portfolio cost based on underlying expense ratios and their weighted allocations. NPT recalculates this fee periodically throughout the year. In addition to the portfolio costs, there is a 0.20% investment advisory fee for all mutual funds and a 5 cents per share cost per trade on all ETFs.

** Investment allocation tactical flexibility of +/- 10%

National Philanthropic Trust (NPT) provides several investment opportunities to diversify and grow your charitable contributions. To ensure that your contribution to NPT is professionally managed, investment funds have been carefully selected for their history of superior performance and their high-quality portfolio managers. Several investment strategies are available, each with different objectives and risk/reward profiles to meet your investment goals. If you need assistance, call (888) 878-7900 or send an email to npt@nptrust.org.



Moderate Portfolio

WEIGHTED AVERAGE MANAGEMENT FEE*

0.17% (17 basis points)

OBJECTIVES

Risk Profile: Moderate/modest risk

Strategy: Provide long-term capital growth and reasonable capital preservation through an asset allocation of equities, bonds and/or international investments

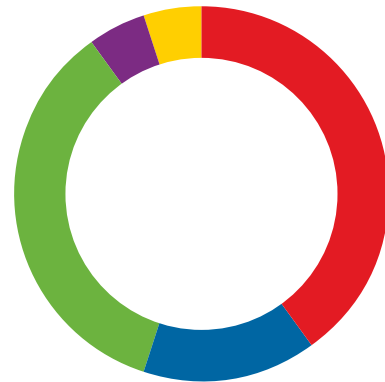
Grantmaking: For donors who plan to recommend granting the balance of the account within 10 years

INVESTMENTS

- iShares Russell 1000 ETF
- iShares Russell Mid-Cap ETF
- iShares Russell 2000 ETF
- iShares MSCI EAFE ETF
- iShares MSCI Emerging Markets ETF
- iShares TIPS Bond ETF
- iShares Core U.S. Aggregate Bond ETF
- iShares Short-Term Corporate Bond ETF
- UBS Select Government Institutional Fund

TARGET ALLOCATION**

- 40% – US Equities
- 15% – International Equities
- 35% – Fixed Income
- 5% – Real Asset
- 5% – Money Market/Cash



* The Weighted Average Management Fee is the overall portfolio cost based on underlying expense ratios and their weighted allocations. NPT recalculates this fee periodically throughout the year. In addition to the portfolio costs, there is a 0.20% investment advisory fee for all mutual funds and a 5 cents per share cost per trade on all ETFs.

** Investment allocation tactical flexibility of +/- 10%

National Philanthropic Trust (NPT) provides several investment opportunities to diversify and grow your charitable contributions. To ensure that your contribution to NPT is professionally managed, investment funds have been carefully selected for their history of superior performance and their high-quality portfolio managers. Several investment strategies are available, each with different objectives and risk/reward profiles to meet your investment goals. If you need assistance, call (888) 878-7900 or send an email to npt@nptrust.org.



Growth Portfolio

WEIGHTED AVERAGE MANAGEMENT FEE*

0.22% (22 basis points)

OBJECTIVES

Risk Profile: Growth/higher risk and potential for highest return

Strategy: Focuses on domestic stock funds, but also includes exposure to international stock funds for diversification and performance potential, carrying the highest risk of our model portfolios

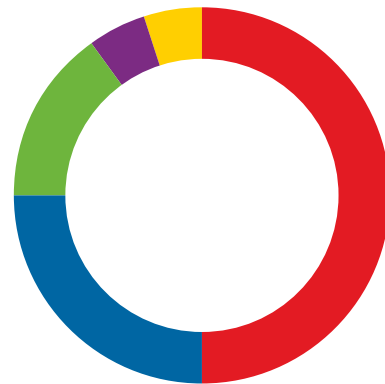
Grantmaking: For donors who plan to use their account for a period greater than 10 years and/or intend to name charitable beneficiaries

INVESTMENTS

- iShares Russell 1000 ETF
- iShares Russell Mid-Cap ETF
- iShares Russell 2000 ETF
- iShares MSCI EAFE ETF
- iShares MSCI Emerging Markets ETF
- iShares TIPS Bond ETF
- iShares Core U.S. Aggregate Bond ETF
- iShares Short-Term Corporate Bond ETF
- UBS Select Government Institutional Fund

TARGET ALLOCATION**

- 50% – US Equities
- 25% – International Equities
- 15% – Fixed Income
- 5% – Real Asset
- 5% – Money Market/Cash



* The Weighted Average Management Fee is the overall portfolio cost based on underlying expense ratios and their weighted allocations. NPT recalculates this fee periodically throughout the year. In addition to the portfolio costs, there is a 0.20% investment advisory fee for all mutual funds and a 5 cents per share cost per trade on all ETFs.

** Investment allocation tactical flexibility of +/- 10%

National Philanthropic Trust (NPT) provides several investment opportunities to diversify and grow your charitable contributions. To ensure that your contribution to NPT is professionally managed, investment funds have been carefully selected for their history of superior performance and their high-quality portfolio managers. Several investment strategies are available, each with different objectives and risk/reward profiles to meet your investment goals. If you need assistance, call (888) 878-7900 or send an email to npt@nptrust.org.



Investment Descriptions and Performance

Custom Allocation

Personal Giving Strategy

WEIGHTED AVERAGE MANAGEMENT FEE*

Blended fee based on investment selection

OBJECTIVES

For donors who seek to create an investment strategy that meets particular risk tolerance objectives and return goals.

We strongly encourage donors to consult with their investment advisor when determining their investment allocation.

TARGET ALLOCATION

Donor recommends an investment allocation among the investment offerings.

- US Equities
- International Equities
- Fixed Income
- Real Asset
- Money Market/Cash
- Impact Investments

INVESTMENTS

Donors may customize the allocation of the investment of their donor-advised fund among the best-in-class mutual funds listed below.

- iShares Russell 1000 ETF
- JP Morgan Mid Cap Value Fund
- Janus Henderson Enterprise Fund
- Fidelity Advisors Small Cap Value Fund
- T. Rowe Price QM U.S. Small-Cap Growth Equity Fund
- American Century International Core Equity Fund
- WCM Focused International Growth Fund
- Aberdeen Emerging Markets Fund
- Baron Emerging Markets Fund
- Calvert Ultra-Short Duration Income Fund
- Loomis Sayles Core Plus Bond Fund
- Western Asset Core Plus Bond Fund
- Principal Diversified Real Asset Fund
- UBS Select Government Institutional Fund
- UBS Select Treasury Institutional Fund
- iShares ESG MSCI EAFE ETF
- iShares MSCI KLD 400 Social ETF
- iShares MSCI USA ESG Select ETF
- iShares MSCI ACWI Low Carbon Target ETF
- iShares MSCI Global Impact ETF
- SPDR SSGA Gender Diversity Index ETF

* The Weighted Average Management Fee is the overall portfolio cost based on underlying expense ratios and their weighted allocations. In addition to the portfolio costs, there is a 0.20% investment advisory fee for all mutual funds and a 5 cents per share cost per trade on all ETFs.

National Philanthropic Trust (NPT) provides several investment opportunities to diversify and grow your charitable contributions. To ensure that your contribution to NPT is professionally managed, investment funds have been carefully selected for their history of superior performance and their high-quality portfolio managers. Several investment strategies are available, each with different objectives and risk/reward profiles to meet your investment goals. If you need assistance, call (888) 878-7900 or send an email to npt@nptrust.org.

PERFORMANCE (AS OF 12/31/18)

Portfolio	Ticker	Fees	Category	Performance		
				1 Year	3 Year	5 Year
iShares Russell 1000 ETF	IWB	0.15%	U.S. Equity	-4.91%	8.95%	8.08%
JP Morgan Mid Cap Value Fund	JMVSX	0.99%	U.S. Equity	-11.86%	4.56%	5.04%
Janus Henderson Enterprise Fund	JMGRX	0.77%	U.S. Equity	-0.90%	12.01%	10.25%
Fidelity Advisors Small Cap Value Fund	FCVIX	0.98%	U.S. Equity	-14.97%	5.01%	3.96%
T. Rowe Price QM U.S. Small-Cap Growth Equity Fund	PRDSX	0.79%	U.S. Equity	-6.86%	8.18%	6.63%
American Century International Core Equity Fund	ACIUX	0.96%	International Equity	-16.70%	1.21%	-0.27%
WCM Focused International Growth Fund	WCMIX	1.06%	International Equity	-7.30%	6.99%	5.25%
Aberdeen Emerging Markets Fund	ABEMX	1.10%	International Equity	-14.65%	7.57%	0.94%
Baron Emerging Markets Fund	BEXIX	1.10%	International Equity	-18.49%	6.06%	1.96%
Calvert Ultra-Short Duration Income Fund	CULIX	0.47%	Fixed Income	1.41%	1.80%	--
Loomis Sayles Core Plus Bond Fund	NERYX	0.48%	Fixed Income	-0.69%	3.95%	2.80%
Western Asset Core Plus Bond Fund	WACPX	0.45%	Fixed Income	-1.49%	3.40%	3.81%
Principal Diversified Real Asset Fund	PDRDX	0.86%	Real Asset	-7.90%	2.41%	-0.72%
UBS Select Government Institutional Fund	SEGXX	0.18%	Money Market	1.68%	--	--
UBS Select Treasury Institutional Fund	SETXX	0.18%	Money Market	1.68%	0.86%	0.52%
iShares ESG MSCI EAFE ETF	ESGD	0.20%	Impact Investment	-13.62%	--	--
iShares MSCI KLD 400 Social ETF	DSI	0.25%	Impact Investment	-3.81%	8.69%	7.66%
iShares MSCI USA ESG Select ETF	SUSA	0.25%	Impact Investment	-5.56%	9.11%	7.66%
iShares MSCI ACWI Low Carbon Target ETF	CRBN	0.20%	Impact Investment	-9.39%	6.46%	--
iShares MSCI Global Impact ETF	SDG	0.49%	Impact Investment	-7.55%	--	--
SPDR SSGA Gender Diversity Index ETF	SHE	0.20%	Impact Investment	-1.59%	--	--