



### Economic Mobility Portfolio

Seeks to create economic opportunity for all with a focus on underserved communities

#### WEIGHTED AVERAGE MANAGEMENT FEE <sup>1</sup>

0.53% (53 basis points)

#### OBJECTIVES

**Risk Profile:** Moderate

**Strategy:** Seeks to provide long-term capital growth and reasonable capital preservation by investing in organizations that are creating opportunities for the least advantaged while screening out those with a poor track record in how they treat employees, suppliers and the communities in which they operate. The portfolio consists of mutual funds, ETFs, fixed income and cash funds.

#### Social Impact:

- **Helps narrow rising inequalities in society** by financing projects and municipal infrastructure benefiting low-income communities, including for first-time home purchase, small business expansion and other services.
- **Encourages fair wage practice** by investing in companies working to improve pay equity by providing employees a fair wage and benefits and to be responsible stewards of the communities in which they operate.
- **Provides a potential source of excess return** by investing in companies developing products or solutions designed for the underserved, particularly in emerging markets.

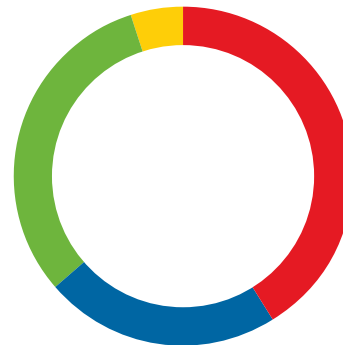
**Grantmaking:** Appropriate for donors who plan to recommend granting the balance of the account within 10 years.

#### INVESTMENTS

- Parnassus Core Equity Fund
- John Hancock ESG Large Cap Core Fund
- Calvert US Large-Cap Core Responsible Index Fund
- Parnassus Mid Cap Fund
- Calvert International Responsible Index Fund
- Calvert Emerging Markets Equity Fund
- TIAA-CREF Social Choice Bond Fund
- Community Reinvestment Act Qualified Investment Fund
- Cash and cash equivalents

#### TARGET ALLOCATION <sup>2</sup>

- 42% – US Equities
- 23% – International Equities
- 30% – Fixed Income
- 5% – Cash and Cash Equivalents



<sup>1</sup> The Weighted Average Management Fee is the overall portfolio cost based on underlying expense ratios and their weighted allocations. NPT recalculates this fee periodically throughout the year. In addition to the underlying investment costs, there is a 0.15% investment advisory fee.

<sup>2</sup> Investment allocation tactical flexibility of +/- 10%



### Environmental Stewardship Portfolio

Manages climate change risks and protects and conserves natural resources

#### WEIGHTED AVERAGE MANAGEMENT FEE <sup>1</sup>

0.54% (54 basis points)

#### OBJECTIVES

**Risk Profile:** Moderate

**Strategy:** Seeks to provide long-term capital growth and reasonable capital preservation by investing in organizations that are best positioned to cope with rising climate risks. This diversified portfolio screens out companies and municipalities with heightened climate-related risk exposure, who may see increased operational or regulatory disruptions as global temperatures continue to rise. It invests in environmentally responsible companies taking the lead in reducing their carbon emissions and conserving resources. The portfolio consists of a mix of mutual funds, ETFs, fixed income and cash funds.

#### Social Impact:

- **Develops solutions** for improving resource efficiency by funding renewable energy and other critical infrastructure to combat climate change.
- **Aids the transition to a more sustainable economy** by funding investments in companies and projects that are driving a reduction in greenhouse gas emissions and resource consumption, as well as engaging corporations and municipalities to improve their environmental practices and policies.
- **Provides a potential source of excess return** by investing in companies developing solutions to climate change challenges and using resource efficiency as a competitive advantage.

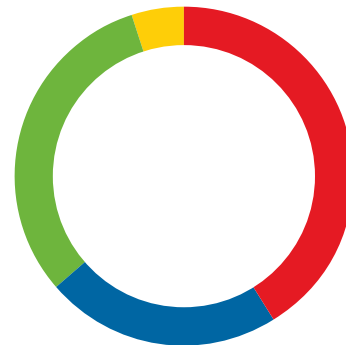
**Grantmaking:** Appropriate for donors who plan to recommend granting the balance of the account within 10 years.

#### INVESTMENTS

- Parnassus Core Equity Fund
- Calvert US Large-Cap Core Responsible Index Fund
- DFA International Sustainability Core 1 Portfolio
- Trillium P21 Global Equity Fund
- Pax Global Environmental Markets Fund
- KBI Global Investors Aquarius Fund
- iShares Global Clean Energy ETF
- TIAA-CREF Social Choice Bond Fund
- Calvert Green Bond Fund
- Cash and cash equivalents

#### TARGET ALLOCATION <sup>2</sup>

- 42% – US Equities
- 23% – International Equities
- 30% – Fixed Income
- 5% – Cash and Cash Equivalents



<sup>1</sup> The Weighted Average Management Fee is the overall portfolio cost based on underlying expense ratios and their weighted allocations. NPT recalculates this fee periodically throughout the year. In addition to the underlying investment costs, there is a 0.15% investment advisory fee.

<sup>2</sup> Investment allocation tactical flexibility of +/- 10%



### Gender Lens Portfolio

Supports the advancement of women in the workplace and beyond

#### WEIGHTED AVERAGE MANAGEMENT FEE <sup>1</sup>

0.54% (54 basis points)

#### OBJECTIVES

**Risk Profile:** Moderate

**Strategy:** Seeks to provide long-term capital growth and reasonable capital preservation while fostering advancement for women, with a particular focus on women in the workplace. The strategy seeks to achieve long-term capital growth and reasonable capital preservation through a diversified pool of mutual funds, ETFs, fixed income and cash funds.

#### Social Impact:

- **Invests** in companies providing opportunity for advancement for women throughout their organization.
- **Lends** capital to businesses led by women or promoting the well-being of women and girls.
- **Achieves** strong financial performance and demonstrates environmental and social risk management under the leadership of female investment managers.
- **Encourages** corporate policy changes to narrow the gender pay gap and facilitate advancement for women.

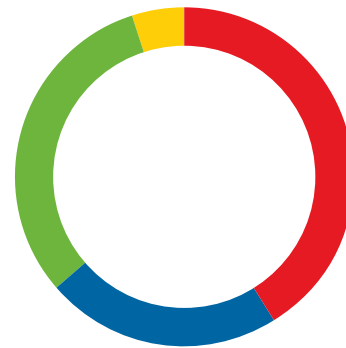
**Grantmaking:** Appropriate for donors who plan to recommend granting the balance of the account within 10 years.

#### INVESTMENTS

- Pax Ellevest Global Women’s Leadership Fund
- Putnam Sustainable Leaders Fund
- John Hancock ESG Large Cap Core Fund
- Parnassus Mid Cap Fund
- Calvert International Responsible Index Fund
- Calvert Emerging Markets Equity Fund
- TIAA-CREF Social Choice Bond Fund
- Community Reinvestment Act Qualified Investment Fund
- Cash and cash equivalents

#### TARGET ALLOCATION <sup>2</sup>

- 42% – US Equities
- 23% – International Equities
- 30% – Fixed Income
- 5% – Cash and Cash Equivalents



<sup>1</sup> The Weighted Average Management Fee is the overall portfolio cost based on underlying expense ratios and their weighted allocations. NPT recalculates this fee periodically throughout the year. In addition to the underlying investment costs, there is a 0.15% investment advisory fee.

<sup>2</sup> Investment allocation tactical flexibility of +/- 10%



### Broad Social Impact Portfolio

Advances solutions to global challenges, including conservation, financial inclusion and access to healthcare

#### WEIGHTED AVERAGE MANAGEMENT FEE <sup>1</sup>

0.65% (65 basis points)

#### OBJECTIVES

**Risk Profile:** Growth/higher risk and potential for highest return

**Strategy:** Seeks to provide long-term capital growth and reasonable capital preservation by investing in organizations that help solve global challenges, and that fund private impact investments through an allocation of equities, bonds and/or international investments. The portfolio screens out companies with a poor track record in fair wage practice and environmental stewardship, and engages with companies to improve their treatment of their employees and communities. This portfolio consists of a diversified mix of mutual funds, ETFs, fixed income and direct private investment vehicles.

#### Social Impact:

- **Improves opportunities for the underserved** through organizations offering direct loans to low-income families and small businesses that do not have access to formal banking and credit, dramatically increasing their opportunities for advancement.
- **Bolsters essential community infrastructure** by investing in schools, healthcare and efforts to conserve finite natural resources.
- **Provides a potential source of excess return** by investing in companies developing products and services to aid the disadvantaged, and exploring solutions to global challenges such as healthcare, conservation and financial inclusion.

**Grantmaking:** Appropriate for donors who plan to recommend granting the balance of the account within 10 years.

#### INVESTMENTS

- Parnassus Core Equity Fund
- Calvert US Large-Cap Core Responsible Index Fund
- Calvert Small-Cap Fund
- Pax Ellevest Global Women’s Leadership Fund
- Trillium P21 Global Equity Fund
- DFA International Sustainability Core 1 Portfolio
- Calvert Emerging Markets Equity Fund
- TIAA-CREF Social Choice Bond Fund
- Community Reinvestment Act Qualified Investment Fund
- Advance Trade Growth fund
- Enterprise Loan Fund, L.P.
- Cash and cash equivalents

#### TARGET ALLOCATION <sup>2</sup>

- 42% – US Equities
- 23% – International Equities
- 20% – Fixed Income
- 10% – Private Investments\*
- 5% – Cash and Cash Equivalents



<sup>1</sup> The Weighted Average Management Fee is the overall portfolio cost based on underlying expense ratios and their weighted allocations. NPT recalculates this fee periodically throughout the year. In addition to the underlying investment costs, there is a 0.15% investment advisory fee.

<sup>2</sup> Investment allocation tactical flexibility of +/- 10%

\* The private investment allocation may be temporarily shifted to public equities due to operational considerations associated with private investments.



# Investment Descriptions and Performance

## Actively Managed Portfolios

### Conservative Portfolio

#### WEIGHTED AVERAGE MANAGEMENT FEE\*

0.51% (51 basis points)

#### OBJECTIVES

**Risk Profile:** Conservative/lower risk

**Strategy:** Seeks to safeguard principal, provide liquidity and generate total return with conservative exposure to market volatility

**Grantmaking:** For donors who plan to recommend granting the balance of the account within 5 years

#### INVESTMENTS

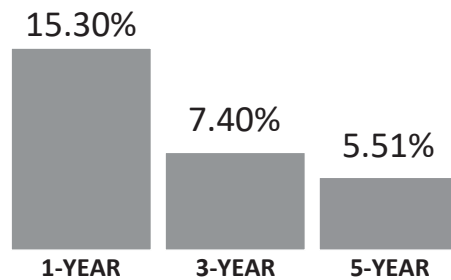
- iShares Russell 1000 ETF
- JP Morgan Mid Cap Value Fund
- Janus Henderson Enterprise Fund
- Fidelity Advisors Small Cap Value Fund
- T. Rowe Price QM U.S. Small-Cap Growth Equity Fund
- American Century International Core Equity Fund
- WCM Focused International Growth Fund
- Calvert Ultra-Short Duration Income Fund
- Loomis Sayles Core Plus Bond Fund
- Western Asset Core Plus Bond Fund
- Principal Diversified Real Asset Fund
- UBS Select Government Institutional Fund

#### TARGET ALLOCATION\*\*

- 25% – US Equities
- 10% – International Equities
- 55% – Fixed Income
- 5% – Real Asset
- 5% – Money Market/Cash



#### PERFORMANCE (AS OF 12/31/19)



Note: The historical performance provided is based on the current investment allocation within the pool, and does not incorporate historical investment allocation and manager changes or cash flows. The performance of your DAF may be lower or higher. Past performance is not an indication of future results.

\* The Weighted Average Management Fee is the overall portfolio cost based on underlying expense ratios and their weighted allocations. NPT recalculates this fee periodically throughout the year. In addition to the portfolio costs, there is a 0.20% investment advisory fee for all mutual funds and a 5 cents per share cost per trade on all ETFs.

\*\* Investment allocation tactical flexibility of +/- 10%

National Philanthropic Trust (NPT) provides several investment opportunities to diversify and grow your charitable contributions. To ensure that your contribution to NPT is professionally managed, investment funds have been carefully selected for their history of superior performance and their high-quality portfolio managers. Several investment strategies are available, each with different objectives and risk/reward profiles to meet your investment goals. If you need assistance, call (888) 878-7900 or send an email to [npt@nptrust.org](mailto:npt@nptrust.org).



# Investment Descriptions and Performance

## Actively Managed Portfolios

### Moderate Portfolio

#### WEIGHTED AVERAGE MANAGEMENT FEE\*

0.53% (53 basis points)

#### OBJECTIVES

**Risk Profile:** Moderate/modest risk

**Strategy:** Provide long-term capital growth and reasonable capital preservation through an asset allocation of equities, bonds and/or international investments

**Grantmaking:** For donors who plan to recommend granting the balance of the account within 10 years

#### INVESTMENTS

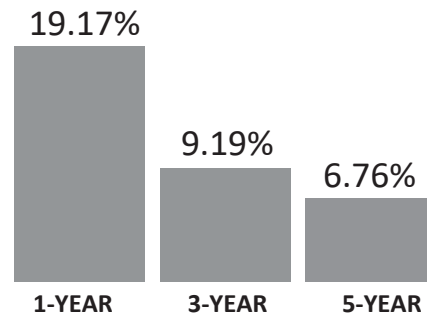
- iShares Russell 1000 ETF
- JP Morgan Mid Cap Value Fund
- Janus Henderson Enterprise Fund
- Fidelity Advisors Small Cap Value Fund
- T. Rowe Price QM U.S. Small-Cap Growth Equity Fund
- American Century International Core Equity Fund
- WCM Focused International Growth Fund
- Aberdeen Emerging Markets Fund
- Baron Emerging Markets Fund
- Calvert Ultra-Short Duration Income Fund
- Loomis Sayles Core Plus Bond Fund
- Western Asset Core Plus Bond Fund
- Principal Diversified Real Asset Fund
- UBS Select Government Institutional Fund

#### TARGET ALLOCATION\*\*

- 40% – US Equities
- 15% – International Equities
- 35% – Fixed Income
- 5% – Real Asset
- 5% – Money Market/Cash



#### PERFORMANCE (AS OF 12/31/19)



Note: The historical performance provided is based on the current investment allocation within the pool, and does not incorporate historical investment allocation and manager changes or cash flows. The performance of your DAF may be lower or higher. Past performance is not an indication of future results.

\* The Weighted Average Management Fee is the overall portfolio cost based on underlying expense ratios and their weighted allocations. NPT recalculates this fee periodically throughout the year. In addition to the portfolio costs, there is a 0.20% investment advisory fee for all mutual funds and a 5 cents per share cost per trade on all ETFs.

\*\* Investment allocation tactical flexibility of +/- 10%

National Philanthropic Trust (NPT) provides several investment opportunities to diversify and grow your charitable contributions. To ensure that your contribution to NPT is professionally managed, investment funds have been carefully selected for their history of superior performance and their high-quality portfolio managers. Several investment strategies are available, each with different objectives and risk/reward profiles to meet your investment goals. If you need assistance, call (888) 878-7900 or send an email to [npt@nptrust.org](mailto:npt@nptrust.org).



# Growth Portfolio

### WEIGHTED AVERAGE MANAGEMENT FEE\*

0.58% (58 basis points)

### OBJECTIVES

**Risk Profile:** Growth/higher risk and potential for highest return

**Strategy:** Focuses on domestic stock funds, but also includes exposure to international stock funds for diversification and performance potential, carrying the highest risk of our model portfolios

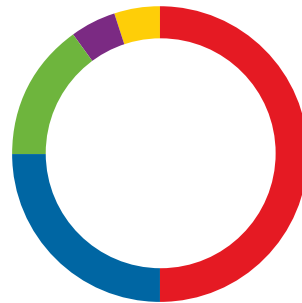
**Grantmaking:** For donors who plan to use their account for a period greater than 10 years and/or intend to name charitable beneficiaries

### INVESTMENTS

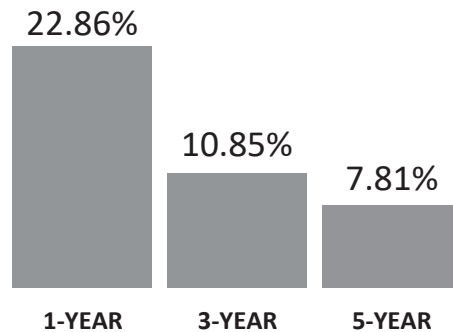
- iShares Russell 1000 ETF
- JP Morgan Mid Cap Value Fund
- Janus Henderson Enterprise Fund
- Fidelity Advisors Small Cap Value Fund
- T. Rowe Price QM U.S. Small-Cap Growth Equity Fund
- American Century International Core Equity Fund
- WCM Focused International Growth Fund
- Aberdeen Emerging Markets Fund
- Baron Emerging Markets Fund
- Calvert Ultra-Short Duration Income Fund
- Loomis Sayles Core Plus Bond Fund
- Western Asset Core Plus Bond Fund
- Principal Diversified Real Asset Fund
- UBS Select Government Institutional Fund

### TARGET ALLOCATION\*\*

- 50% – US Equities
- 25% – International Equities
- 15% – Fixed Income
- 5% – Real Asset
- 5% – Money Market/Cash



### PERFORMANCE (AS OF 12/31/19)



Note: The historical performance provided is based on the current investment allocation within the pool, and does not incorporate historical investment allocation and manager changes or cash flows. The performance of your DAF may be lower or higher. Past performance is not an indication of future results.

\* The Weighted Average Management Fee is the overall portfolio cost based on underlying expense ratios and their weighted allocations. NPT recalculates this fee periodically throughout the year. In addition to the portfolio costs, there is a 0.20% investment advisory fee for all mutual funds and a 5 cents per share cost per trade on all ETFs.

\*\* Investment allocation tactical flexibility of +/- 10%

National Philanthropic Trust (NPT) provides several investment opportunities to diversify and grow your charitable contributions. To ensure that your contribution to NPT is professionally managed, investment funds have been carefully selected for their history of superior performance and their high-quality portfolio managers. Several investment strategies are available, each with different objectives and risk/reward profiles to meet your investment goals. If you need assistance, call (888) 878-7900 or send an email to [npt@nptrust.org](mailto:npt@nptrust.org).



# Conservative Portfolio

### WEIGHTED AVERAGE MANAGEMENT FEE\*

0.12% (12 basis points)

### OBJECTIVES

**Risk Profile:** Conservative/lower risk

**Strategy:** Seeks to safeguard principal, provide liquidity and generate total return with conservative exposure to market volatility

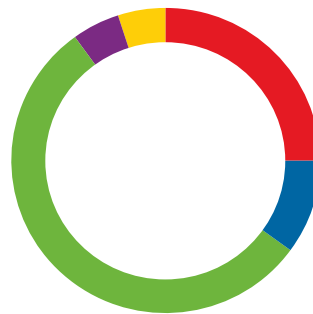
**Grantmaking:** For donors who plan to recommend granting the balance of the account within 5 years

### INVESTMENTS

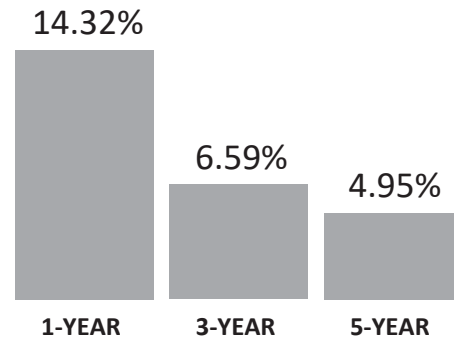
- iShares Russell 1000 ETF
- iShares Russell Mid-Cap ETF
- iShares Russell 2000 ETF
- iShares MSCI EAFE ETF
- iShares TIPS Bond ETF
- iShares Core U.S. Aggregate Bond ETF
- iShares Short-Term Corporate Bond ETF
- UBS Select Government Institutional Fund

### TARGET ALLOCATION\*\*

- 25% – US Equities
- 10% – International Equities
- 55% – Fixed Income
- 5% – Real Asset
- 5% – Money Market/Cash



### PERFORMANCE (AS OF 12/31/19)



*Note: The historical performance provided is based on the current investment allocation within the pool, and does not incorporate historical investment allocation and manager changes or cash flows. The performance of your DAF may be lower or higher. Past performance is not an indication of future results.*

\* The Weighted Average Management Fee is the overall portfolio cost based on underlying expense ratios and their weighted allocations. NPT recalculates this fee periodically throughout the year. In addition to the portfolio costs, there is a 0.20% investment advisory fee for all mutual funds and a 5 cents per share cost per trade on all ETFs.

\*\* Investment allocation tactical flexibility of +/- 10%

National Philanthropic Trust (NPT) provides several investment opportunities to diversify and grow your charitable contributions. To ensure that your contribution to NPT is professionally managed, investment funds have been carefully selected for their history of superior performance and their high-quality portfolio managers. Several investment strategies are available, each with different objectives and risk/reward profiles to meet your investment goals. If you need assistance, call (888) 878-7900 or send an email to [npt@nptrust.org](mailto:npt@nptrust.org).





### Moderate Portfolio

#### WEIGHTED AVERAGE MANAGEMENT FEE\*

0.17% (17 basis points)

#### OBJECTIVES

**Risk Profile:** Moderate/modest risk

**Strategy:** Provide long-term capital growth and reasonable capital preservation through an asset allocation of equities, bonds and/or international investments

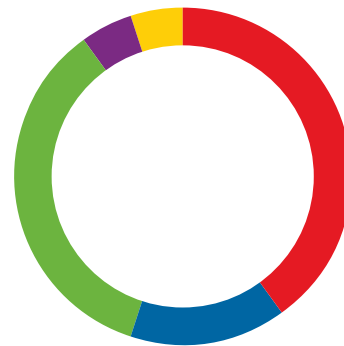
**Grantmaking:** For donors who plan to recommend granting the balance of the account within 10 years

#### INVESTMENTS

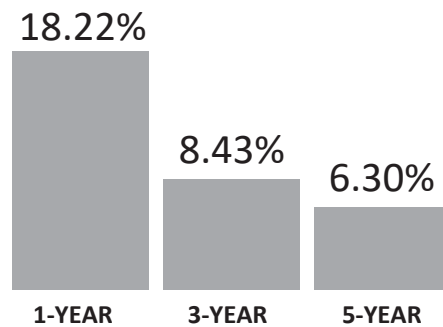
- iShares Russell 1000 ETF
- iShares Russell Mid-Cap ETF
- iShares Russell 2000 ETF
- iShares MSCI EAFE ETF
- iShares MSCI Emerging Markets ETF
- iShares TIPS Bond ETF
- iShares Core U.S. Aggregate Bond ETF
- iShares Short-Term Corporate Bond ETF
- UBS Select Government Institutional Fund

#### TARGET ALLOCATION\*\*

- 40% – US Equities
- 15% – International Equities
- 35% – Fixed Income
- 5% – Real Asset
- 5% – Money Market/Cash



#### PERFORMANCE (AS OF 12/31/19)



Note: The historical performance provided is based on the current investment allocation within the pool, and does not incorporate historical investment allocation and manager changes or cash flows. The performance of your DAF may be lower or higher. Past performance is not an indication of future results.

\* The Weighted Average Management Fee is the overall portfolio cost based on underlying expense ratios and their weighted allocations. NPT recalculates this fee periodically throughout the year. In addition to the portfolio costs, there is a 0.20% investment advisory fee for all mutual funds and a 5 cents per share cost per trade on all ETFs.

\*\* Investment allocation tactical flexibility of +/- 10%

National Philanthropic Trust (NPT) provides several investment opportunities to diversify and grow your charitable contributions. To ensure that your contribution to NPT is professionally managed, investment funds have been carefully selected for their history of superior performance and their high-quality portfolio managers. Several investment strategies are available, each with different objectives and risk/reward profiles to meet your investment goals. If you need assistance, call (888) 878-7900 or send an email to [npt@nptrust.org](mailto:npt@nptrust.org).



# Growth Portfolio

### WEIGHTED AVERAGE MANAGEMENT FEE\*

0.22% (22 basis points)

### OBJECTIVES

**Risk Profile:** Growth/higher risk and potential for highest return

**Strategy:** Focuses on domestic stock funds, but also includes exposure to international stock funds for diversification and performance potential, carrying the highest risk of our model portfolios

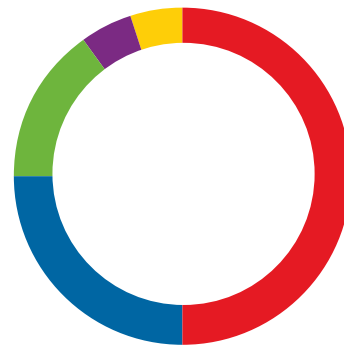
**Grantmaking:** For donors who plan to use their account for a period greater than 10 years and/or intend to name charitable beneficiaries

### INVESTMENTS

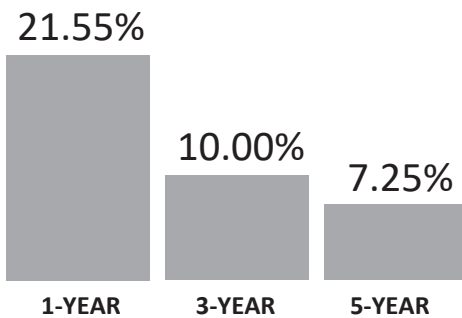
- iShares Russell 1000 ETF
- iShares Russell Mid-Cap ETF
- iShares Russell 2000 ETF
- iShares MSCI EAFE ETF
- iShares MSCI Emerging Markets ETF
- iShares TIPS Bond ETF
- iShares Core U.S. Aggregate Bond ETF
- iShares Short-Term Corporate Bond ETF
- UBS Select Government Institutional Fund

### TARGET ALLOCATION\*\*

- 50% – US Equities
- 25% – International Equities
- 15% – Fixed Income
- 5% – Real Asset
- 5% – Money Market/Cash



### PERFORMANCE (AS OF 12/31/19)



Note: The historical performance provided is based on the current investment allocation within the pool, and does not incorporate historical investment allocation and manager changes or cash flows. The performance of your DAF may be lower or higher. Past performance is not an indication of future results.

\* The Weighted Average Management Fee is the overall portfolio cost based on underlying expense ratios and their weighted allocations. NPT recalculates this fee periodically throughout the year. In addition to the portfolio costs, there is a 0.20% investment advisory fee for all mutual funds and a 5 cents per share cost per trade on all ETFs.

\*\* Investment allocation tactical flexibility of +/- 10%

National Philanthropic Trust (NPT) provides several investment opportunities to diversify and grow your charitable contributions. To ensure that your contribution to NPT is professionally managed, investment funds have been carefully selected for their history of superior performance and their high-quality portfolio managers. Several investment strategies are available, each with different objectives and risk/reward profiles to meet your investment goals. If you need assistance, call (888) 878-7900 or send an email to [npt@nptrust.org](mailto:npt@nptrust.org).